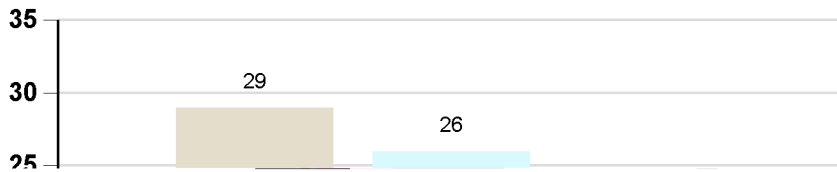


[Back To Table of Contents](#)

Agency Type:



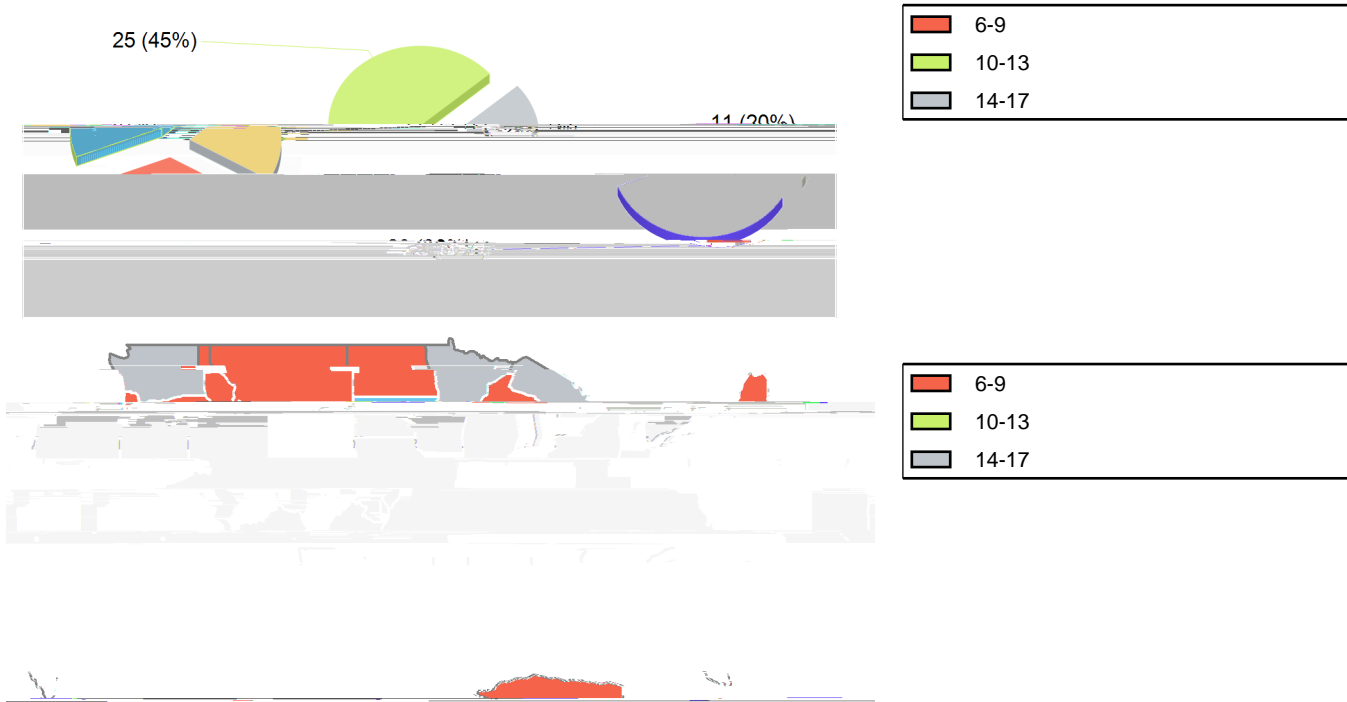
Responses	Jurisdictions	Number of Boards	Percentage of Boards Responding
Independent agency within state government	AL, AR, AZ, CNMI, IA, ID, KS, KY, LA-RN, MD, ME, MN, MO, MS, ND, NM, NV, OH, OK, OR, RI, SD, TX, WV-PN, WV-RN, WY	26	46%
Board within an umbrella state agency	AK, CA-RN, CA-VN, CO, CT, DC, DE, FL, GA, GU, HI, IL, IN, LA-PN, MA, MI, MT, NE, NH, NJ, NY, PA, SC, TN, VA, VI, VT, WA, WI	29	52%
Independent agency outside state government	NC	1	2%

Please list the name of the department, division, branch, section or other such unit where the board of nursing is housed within your state government?

Jurisdiction	Response
AK	Department of Commerce, Economic Development, and Professional Licensing
AL	Executive Branch
AZ	Az State Board of Nursing
CA-RN	California Department of Consumer Affairs
CA-VN	Department of Consumer Affairs
CNMI	Department of Finance
CO	Department of Regulatory Agencies (DORA), Division of Professions & Occupations
CT	Dept. of Public Health, Practitioner Licensing and Investigation Section
DC	Department of Health
DE	Division of Professional Regulation
FL	Department of Health
GA	Office of Secretary of State - Professional Licensing Boards Division
GU	Department of Public Health and Social Services
HI	Department of Commerce and Consumer Affairs, Professional & Vocational Licensing Division
IA	Iowa Department of Public Health
ID	





TX	Executive Branch
VI	Department of Health
WI	Wisconsin Department of Safety and Professional Services
WV-PN	Independent agency
WV-RN	Independent agency
WY	Office of Administration and Information




*PN BONs and US Territories are not displayed on the map. For detailed information, please see the text responses below.

Responses	Jurisdictions	Number of Boards	Percentage of Boards Responding
6-9	AK, CA-RN, CNMI, GU, HI, IA, ID, IN, ME, MO, MT, ND, NM, NV, OR, VI, WI, WV-PN, WV-RN, WY	20	36%
10-13	AL, AR, AZ, CA-VN, CO, CT, , ME, MO, MT, ND, NM, NV,		



*PN BONs and US Territories are not displayed on the map. For detailed information, please see the text responses below.

Responses	Jurisdictions	Number
-----------	---------------	--------




*PN BONs and US Territories are not displayed on the map. For detailed information, please see the text responses below.

Responses	Jurisdictions	Number of Boards	Percentage of Boards Responding
1-3	AK, AR, AZ, CNMI, CO, CT, DC, DE, FL, GA, GU, HI, IA, ID, IL, IN, KS, KY, MD, ME, MI, MO, MT, NC, ND, NE, NH, NJ, NV, OK, OR, PA, RI, SC, SD, TN, TX, VA, VI, VT, WA, WI, WV-PN, WY	44	79%
4 or more	AL, CA-VN, LA-PN, MA, MN, MS, NY, OH	8	14%
None	CA-RN, LA-RN, NM, WV-RN	4	7%


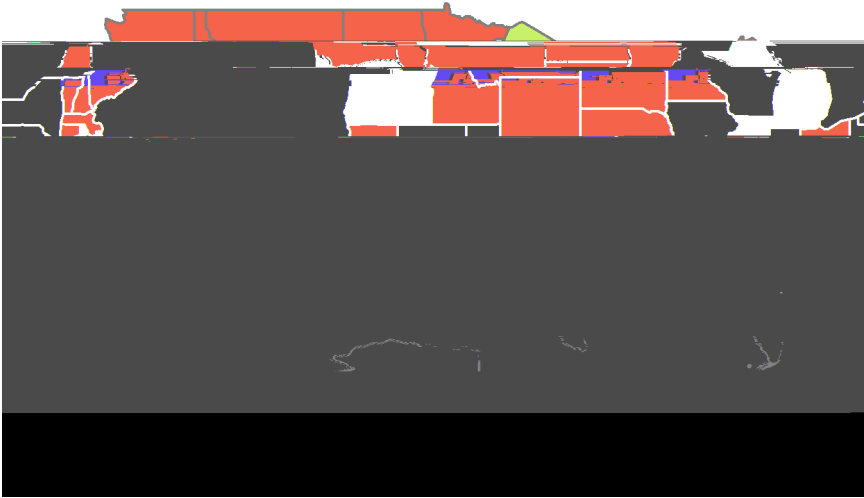

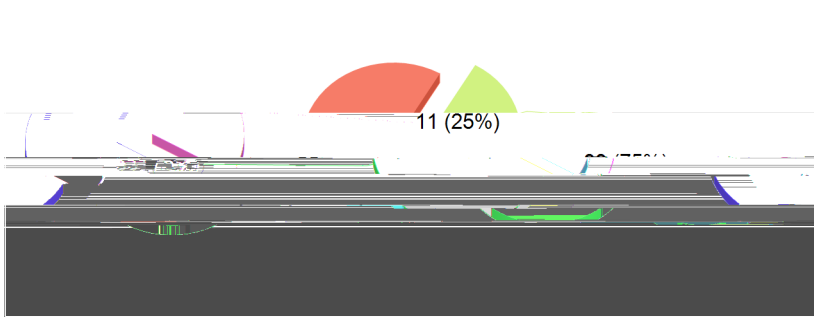


Composition of Board Members 3.4



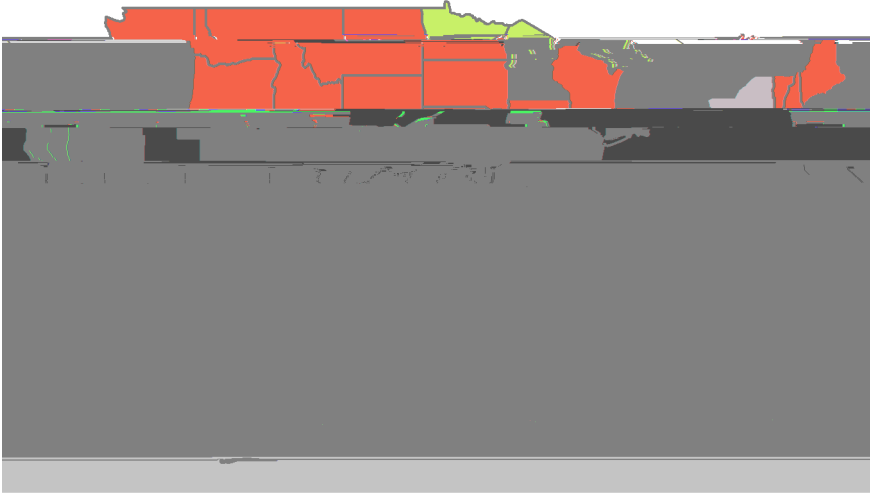
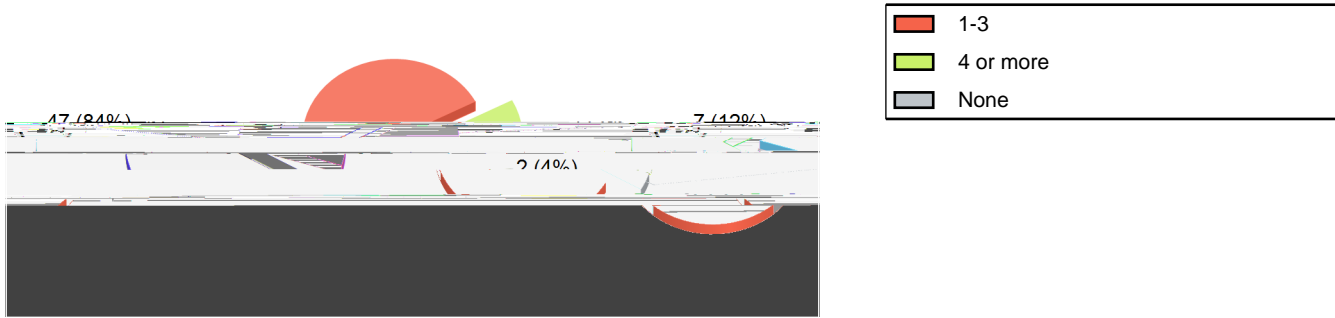
*PN BONs and US Territories are not displayed on the map. For detailed information, please see the text responses below.

Responses	Jurisdictions	Number of Boards	Percentage of Boards Responding
1-3	AK, AL, AR, AZ, CA-RN, CNMI, CO, CT, DE, FL, GA, GU, HI, ID, KS, KY, LA-RN, MA, MD, ME, MN, MS, MT, NC, ND, NE, NH, NJ, OH, OK, OR, RI, SC, SD, TN, TX, VA, VI, VT, WA, WY	41	73%
4 or more	IL, MI	2	4%
None	CA-VN, DC, IA, IN, LA-PN, MO, NM, NV, NY, PA, WI, WV-PN, WV-RN	13	23%



*PN BONs and US Territories are not displayed on the map. For detailed information, please see the text responses below.

Responses	Jurisdictions	Number of Boards	Percentage of Boards Responding
No	AK, AL, AR, CA-RN, CNMI, CO, CT, DE, FL, GA, GU, HI, ID, KS, KY, MA, ME, MN, MT, ND, NE, NHET 1Y K056P 484.92 34BC34BN		

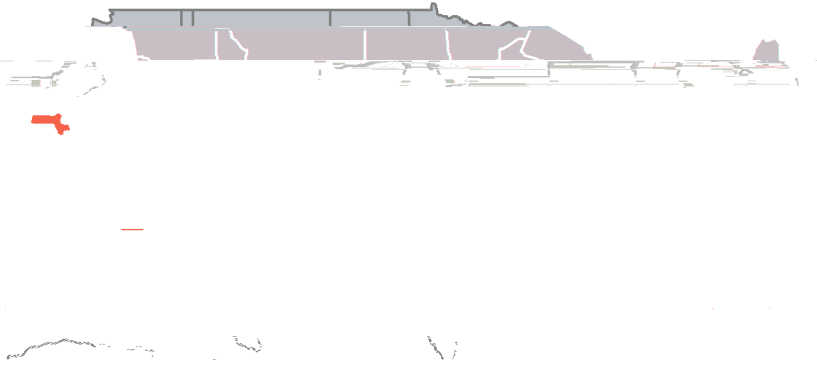



*PN BONs and US Territories are not displayed on the map. For detailed information, please see the text responses below.

Responses	Jurisdictions	Number of Boards	Percentage of Boards Responding
1-3	AK, AL, AR, AZ, CNMI, CO, DC, FL, GA, GU, HI, IA, ID, IL, IN, KS, KY, LA-RN, MA, MD, ME, MO, MS, MT, NC, ND, NE, NH, NJ, NM, NV, OH, OK, OR, PA, RI, SC, SD, TN, VA, VI, VT, WA, WI, WV-PN, WV-RN, WY	47	84%
4 or more	CA-RN, CA-VN, CT, DE, MI, MN, TX	7	12%
None	LA-PN, NY	2	4%



Composition of Board Members 3.8

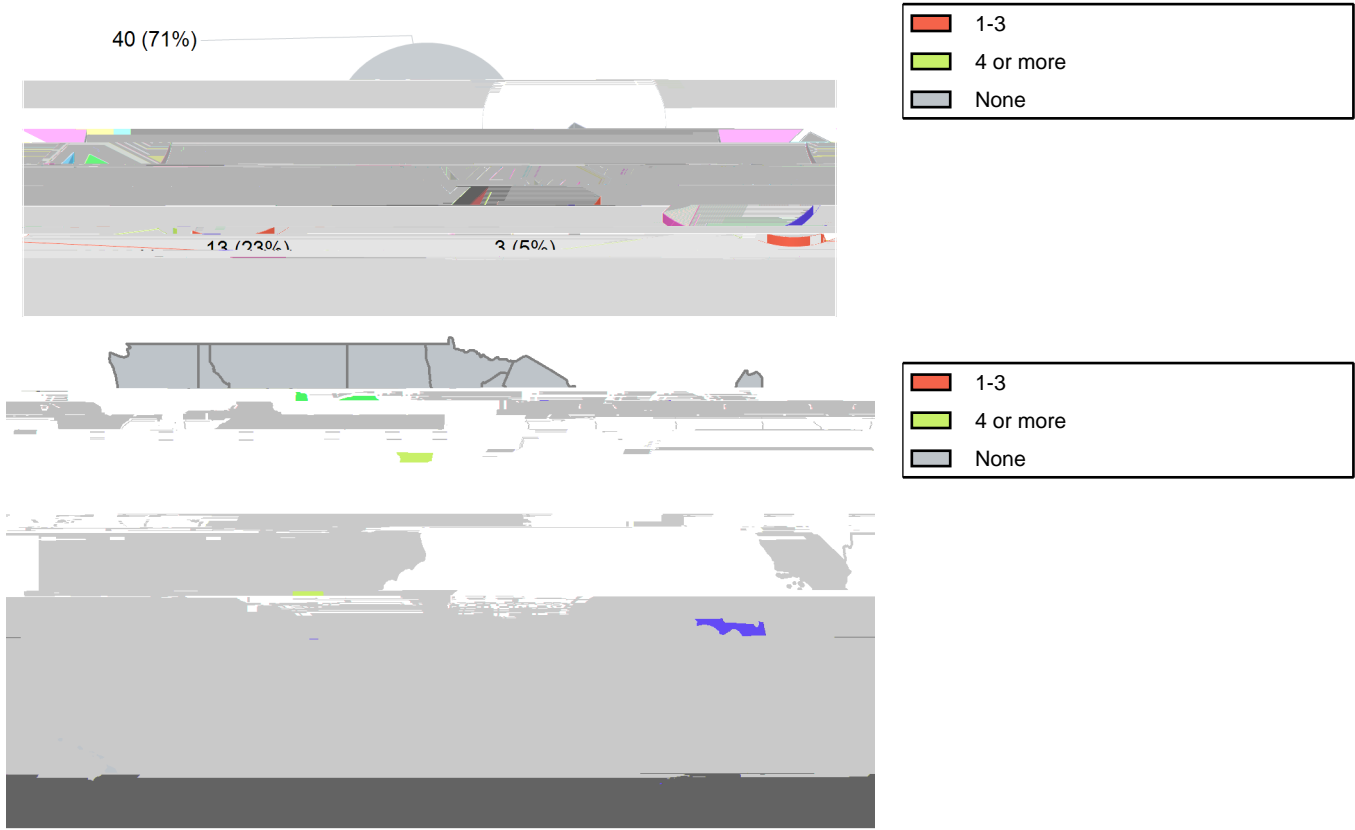


*PN BONs and US Territories are not displayed on the map. For detailed information, please see the text responses below.

Responses	Jurisdictions	Number of Boards	Percentage of Boards Responding
1-3	MA, MS, WV-PN	3	5%
4 or more	LA-PN	1	2%
None	AK, AL, AR, AZ, CA-RN, CA-VN, CNMI, CO, CT, DC, DE, FL, GA, GU, HI, IA, ID, IL, IN, KS, KY, LA-RN, MD, ME, MI, MN, MO, MT, NC, ND, NE, NH, NJ, NM, NV, NY, OH, OK, OR, PA, RI, SC, SD, TN, TX, VA, VI, VT, WA, WI, WV-RN, WY	52	93%




Composition of Board Members 3.9




*PN BONs and US Territories are not displayed on the map. For detailed information, please see the text responses below.

Responses	Jurisdictions	Number of Boards	Percentage of Boards Responding
1-3	AK, AZ, CT, DC, FL, MA, NJ, NV, OR, PA, RI, VT, WV-PN	13	23%
4 or more	GU, IL, LA-RN	3	5%
None	AL, AR, CA-RN, CA-VN, CNMI, CO, DE, GA, HI, IA, ID, IN, KS, KY, LA-PN, MD, ME, MI, MN, MO, MS, MT, NC, ND, NE, NH, NM, NY, OH, OK, SC, SD, TN, TX, VA, VI, WA, WI, WV-RN, WY	40	71%

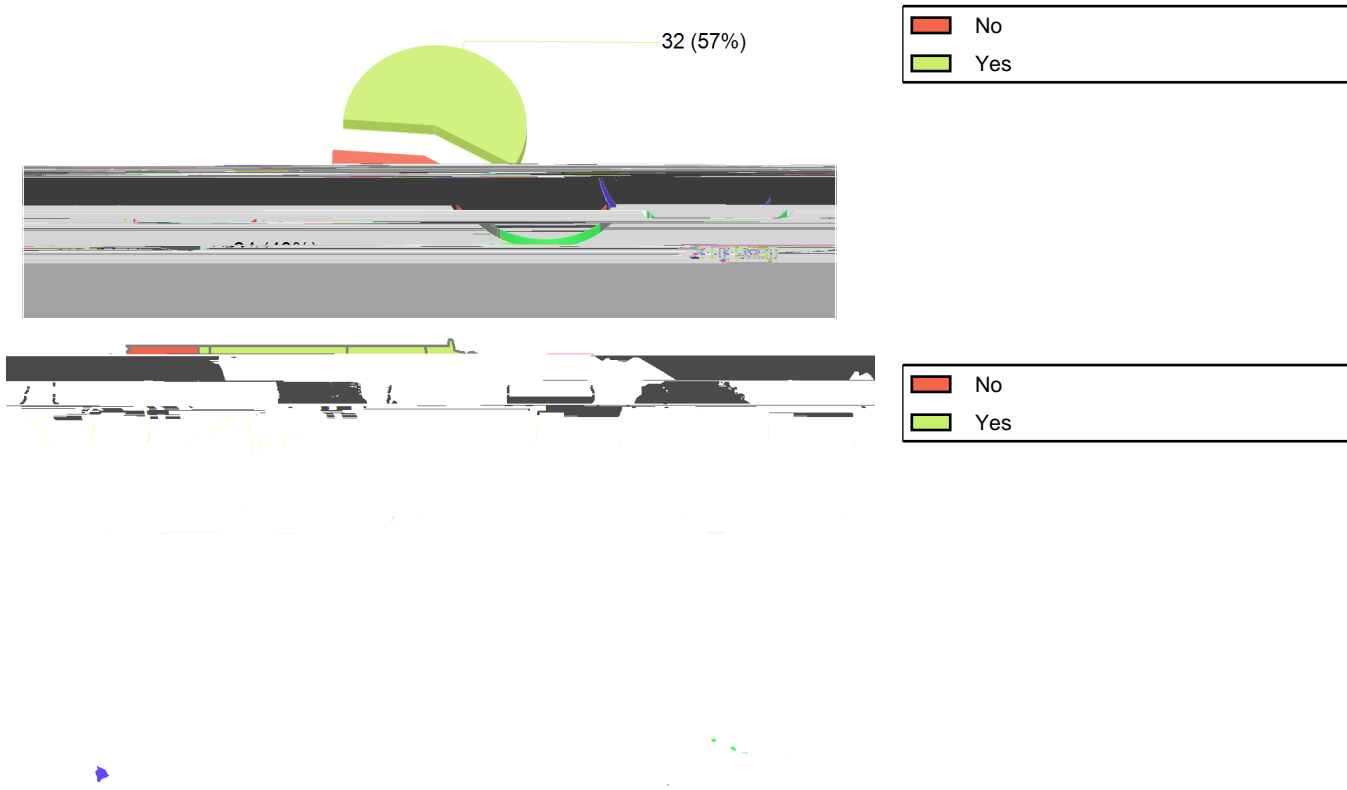
that apply)



Responses	Jurisdictions	Number of Boards	Percentage of Boards Responding
Associate degree	AR, ID, IL, LA-PN, MA, MD, MO, MS, RI	9	16%
Baccalaureate degree	AR, HI, ID, IL, LA-PN, LA-RN, MA, MD, MO, MS, RI	11	20%
Master's degree	CA-RN, CT, GU, HI, IL, LA-RN, MD, MS, PA	9	16%
Doctorate	CT, GU, HI	3	5%



Responses	Jurisdictions	Number of Boards	Percentage of Boards Responding
Nurse Educator	AK, AL, AR, AZ, CA-RN, CO, DE, FL, GA, GU, HI, KS, KY, LA-RN, MN, MS, MT, NH, NJ, OK, OR, SD, TX, VI, WA, WV-RN, WY	27	49%
Nurse Educator in a PN program specifically	GA, IL, KY, MA, MD, MN, NE, TX	8	15%
Nurse Educator in an ADN program specifically	IA, IL, LA-RN, MA, MD, ME, MN, NE, RI, TX	10	18%
Nurse Educator in a BSN program specifically	IA, IL, MA, MD, ME, MN, NE, RI, TX, WA	10	18%
Nurse Educator in an Advanced Practice program specifically		0	0%
Advanced Practice Registered Nurse	AK, AL, AZ, CA-RN, CO, CT, DE, FL, GA, GU, HI, IL, KY, LA-RN, MA, MD, ME, MN, MT, ND, NE, NH, NJ, OH, OK, OR, RI, SD, TX, VA, WA, WY	32	58%





*PN BONs and US Territories are not displayed on the map. For detailed information, please see the text responses below.

Responses	Jurisdictions	Number of Boards	Percentage of Boards Responding
No	AL, AZ, CA-VN, CNMI, CT, DE, FL, GA, HI, LA-PN, MI, NV, NY, OH, OR, PA, SD, VA, VI, VT, WA, WI, WV-PN, WV-RN	24	43%
Yes	AK, AR, CA-RN, CO, DC, GU, IA, ID, IL, IN, KS, KY, LA-RN, MA, MD, ME, MN, MO, MS, MT, NC, ND, NE, NH, NJ, NM, OK, RI, SC, TN, TX, WY	32	57%




Board Member Requirements 4.4



*PN BONs and US Territories are not displayed on the map. For detailed information, please see the text responses below.

Responses	Jurisdictions	Number of Boards	Percentage of Boards Responding
No		0	0%
Yes	AK, AL, AR, AZ, CA-RN, CA-VN, CNMI, CO, CT, DC, DE, FL, GA, GU, HI, IA, ID, IL, IN, KS, KY, LA-PN, LA-RN, MA, MD, ME, MI, MN, MO, MS, MT, NC, ND, NE, NH, NJ, NM, NV, NY, OH, OK, OR, PA, RI, SC, SD, TN, TX, VA, VI, VT, WA, WI, WV-PN, WV-RN, WY	56	100%




*PN BONs and US Territories are not displayed on the map. For detailed information, please see the text responses below.

Responses	Jurisdictions	Number of Boards	Percentage of Boards Responding
No	GA, PA	2	4%
Yes	AK, AL, AR, AZ, CA-RN, CA-VN, CNMI, CO, CT, DC, DE, FL, GU, HI, IA, ID, IL, IN, KS, KY, LA-PN, LA-RN, MA, MD, ME, MI, MN, MO, MS, MT, NC, ND, NE, NH, NJ, NM, NV, NY, OH, OK, OR, RI, SC, SM, ,		




appointment/election?



*PN BONs and US Territories are not displayed on the map. For detailed information, please see the text responses below.

Responses	Jurisdictions	Number of Boards	Percentage of Boards Responding
No	AK, CA-VN, CNMI, CT, HI, IA, IN, KY, LA-PN, MI, MS, ND, NE, NJ, NM, NY, OR, PA, RI, TX, VI, VT, WV-PN, WV-RN	24	43%
Yes	AL, AR, AZ, CA-RN, CO, DC, DE, FL, GA, GU, ID, IL, KS, LA-RN, MA, MD, ME, MN, MO, MT, NC, NH, NV, OH, OK, SC, SD, TN, VA, WA, WI, WY	32	57%

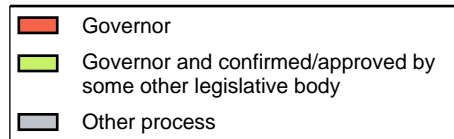
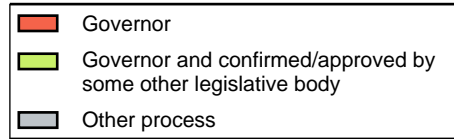


*PN BONs and US Territories are not displayed on the map. For detailed information, please see the text responses below.

Responses	Jurisdictions	Number of Boards	Percentage of Boards Responding
Appointed	AK, AL, AR, AZ, CA-RN, CA-VN, CNMI, CO, CT, DC, DE, FL, GA, GU, HI, IA, ID, IL, IN, KS, KY, LA-PN, LA-RN, MA, MD, ME, MI, MN, MO, MS, MT, ND, NE, NH, NJ, NM, NV, NY, OH, OK, OR, PA, RI, SC, SD, TN, TX, VA, VI, VT, WA, WI, WV-PN, WV-RN, WY	55	98%
Elected		0	0%
Appointed and elected	NC	1	2%

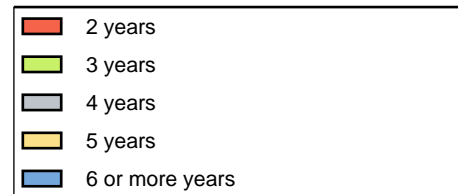
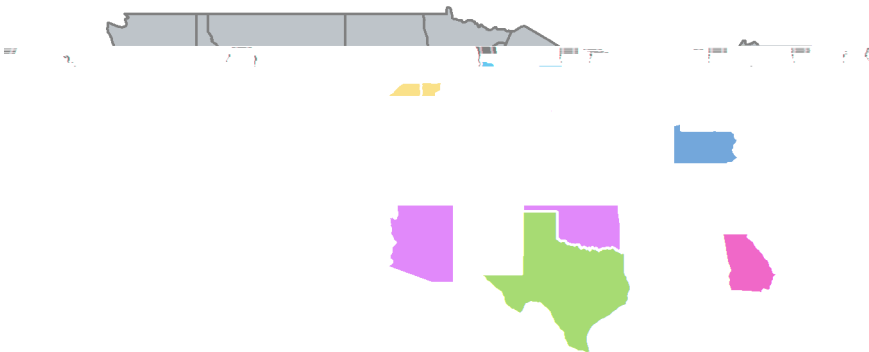



Appointment/Election of Board Members 5.2




*PN BONs and US Territories are not displayed on the map. For detailed information, please see the text responses below.

Responses	Jurisdictions	Number of Boards	Percentage of Boards Responding
Governor	AL, AZ, CNMI, CO, CT, DE, GU, ID, IN, KS, KY, MA, MD, ME, MI, MN, ND, NJ, NM, NV, OK, RI, SD, TN, VT, WA, WY	27	48%
Governor and confirmed/approved by some other legislative body	AK, AR, CA-RN, DC, FL, GA, HI, IA, LA-PN, LA-RN, MO, MS, MT, NH, OH, OR, PA, SC, TX, VA, VI, WI, WV-PN, WV-RN	24	43%
Other process	CA-VN, IL, NC, NE, NY	5	9%


[Back To Table of Contents](#)


*PN BONs and US Territories are not displayed on the map. For detailed information, please see the text responses below.

Responses	Jurisdictions	Number of Boards	Percentage of Boards Responding
2 years		0	0%
3 years	DC, DE, GA, GU, IA, IL, MA, NH, OR, RI, SD, VI, WY	13	23%
4 years	AK, AL, AR, CA-RN, CA-VN, CNMI, CO, CT, FL, HI, ID, IN, KS, KY, LA-RN, MD, ME, MI, MN, MO, MS, MT, NC, ND, NM, NV, OH, SC, TN, VA, WA, WI	32	57%
5 years	AZ, NE, NJ, NY, OK, VT, WV-PN, WV-RN	8	14%
6 or more years	LA-PN, PA, TX	3	5%

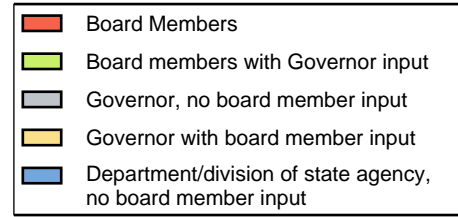
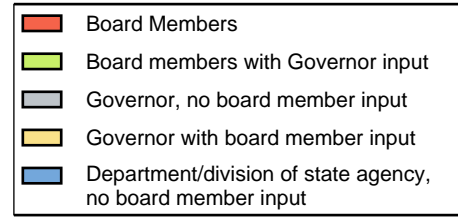



Responses	Jurisdictions	Number of Boards	Percentage of Boards Responding
Initial licensure	AK, AL, AR, AZ, CA-RN, CNMI, CO, DC, DE, FL, GA, GU, HI, IA, ID, IL, IN, KS, KY, LA-PN, LA-RN, MA, MD, ME, MN, MO, MS, MT, NC, ND, NE, NH, NJ, NM, NV, OH, OK, OR, PA, RI, SC, SD, TN, VA, VI, VT, WA, WI, WV-PN, WV-RN, WY	51	91%
Renewal of licensure	AK, AL, AR, AZ, CA-RN, CNMI, CO, DC, DE, FL, GA, GU, HI, IA, ID, IL, IN, KS, KY, LA-PN, LA-RN, MA, MD, ME, MN, MO, MS, MT, NC, ND, NE, NH, NJ, NM, NV, OH, OK, OR, PA, RI, SC, SD, TN, VA, VI, VT, WA, WI, WV-PN, WV-RN, WY	51	91%
Establishing standards for practice, practice guidelines, position statements, advisory rulings, declaratory orders, or interpretive guidelines	AK, AL, AR, AZ, CA-RN, CA-VN, CNMI, CO, CT, DC, DE, FL, GA, GU, HI, IA, ID, IL, IN, KS, KY, LA-PN, LA-RN, MA, MD, ME, MN, MS, MT, NC, ND, NE, NH, NJ, NM, NV, NY, OH, OK, OR, PA, RI, SC, SD, TN, TX, VI, VT, WA, WI, WV-PN, WV-RN, WY	53	95%
Proposing legislation	AK, AL, AR, AZ, CA-RN, CA-VN, CNMI, CT, DC, DE, FL, GA, GU, HI, IA, ID, KS, KY, LA-PN, LA-RN, MD, ME, MN, MO, MS, MT, NC, ND, NE, NJ, NV, OH, OK, OR, PA, SD, VI, VT, WA, WV-PN, WV-RN, WY	42	75%
Establishing fees	AK, AL, AR, AZ, CA-RN, CA-VN, CNMI, DC, DE, FL, GA, GU, IA, ID, IL, KS, KY, LA-PN, LA-RN, MD, ME, MO, MS, MT, NC, ND, NH, NJ, NM, NV, OH, OR, PA, SC, SD, TN, TX, VA, VI, VT, WV-PN, WV-RN, WY	43	77%
Imposing fines	AK, AL, AR, AZ, CA-RN, CNMI, CO, DC, DE, FL, GA, GU, IA, ID, IL, IN, KS, KY, LA-PN, LA-RN, MA, MD, ME, MN, MS, MT, ND, NE, NH, NJ, NM, NV, OH, OK, OR, PA, SC, TN, TX, VA, VI, VT, WA, WV-PN, WV-RN	45	80%



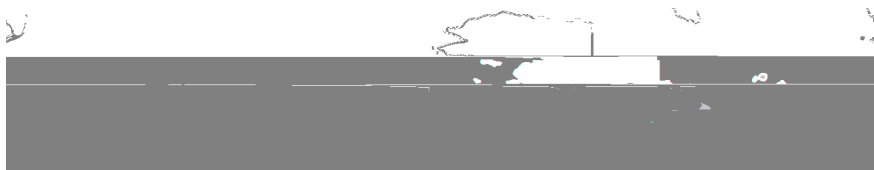
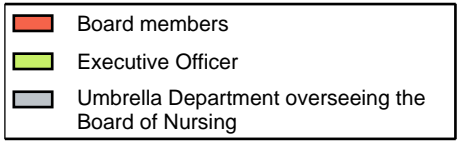
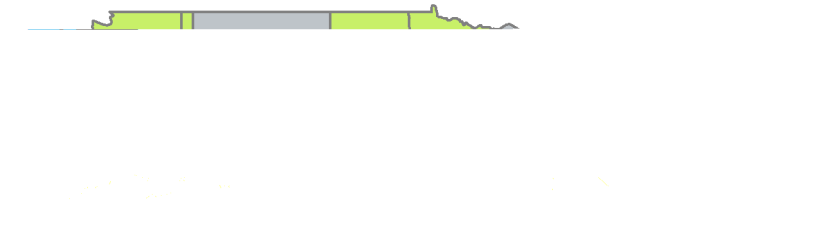
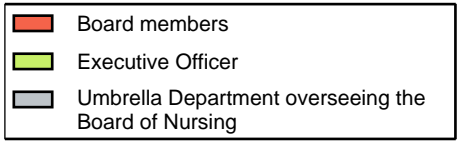

Powers and Duties of the Board 7.2

Conducting formal disciplinary hearings	AK, AL, AR, AZ, CA-RN, CA-VN, CNMI, CO, CT, DC, DE, GA, GU, IA, ID, IL, IN, KS, KY, LA-PN, LA-RN, MA, MD, ME, MI, MN, MO, MS, MT, NC, ND, NE, NH, NJ, NM, NV, OH, OK, PA, RI, SC, SD, TN, VA, VI, VT, WA, WI, WV-PN, WV-RN, WY	51	91%
Regulating advanced practice nursing	AK, AL, AR, AZ, CA-RN, CNMI, CO, CT, DC, DE, FL, GA, GU, HI, IA, ID, IL, IN, KS, KY, LA-RN, MA, MD, MN, MO, MS, MT, NC, ND, NH, NJ, NM, NV, OH, OK, OR, PA, SC, SD, TN, TX, VA, VI, VT, WA, WV-RN, WY	47	84%




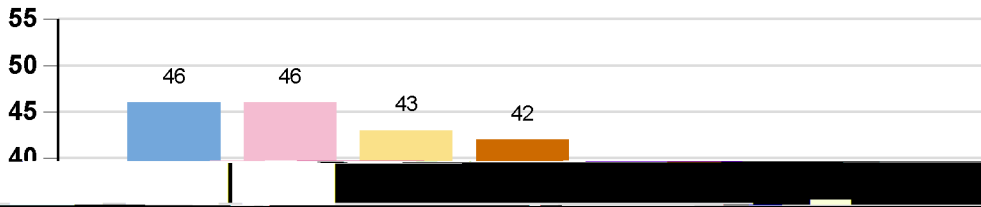
*PN BONs and US Territories are not displayed on the map. For detailed information, please see the text responses below.

Responses	Jurisdictions	Number of Boards	Percentage of Boards Responding
Board Members	AL, AR, AZ, CA-RN, CA-VN, CNMI, IA, ID, KS, LA-PN, LA-RN, MA, MD, ME, MN, MO, MS, NC, ND, NM, NV, OH, OK, OR, SD, TN, TX, VI, WA, WV-PN, WV-RN, WY	32	57%
Board members with Governor input		0	0%
Governor, no board member input	WI	1	2%
Governor with board member input	AK, KY	2	




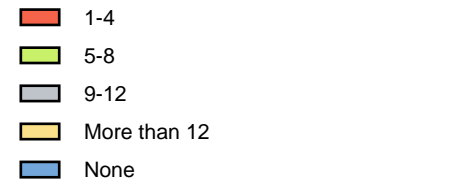
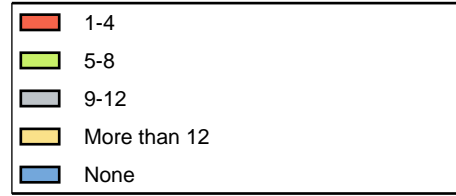
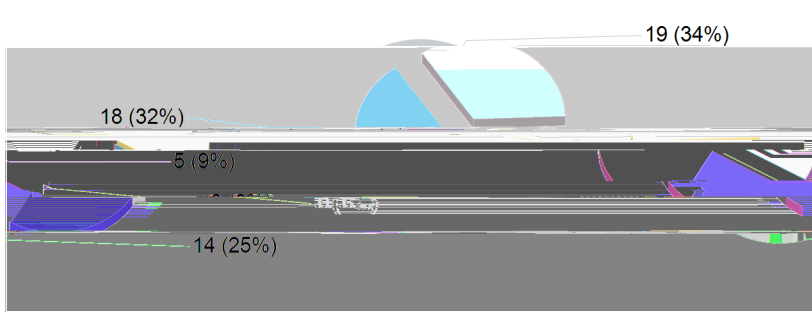
*PN BONs and US Territories are not displayed on the map. For detailed information, please see the text responses below.




Responses	Jurisdictions	Number of Boards	Percentage of Boards Responding
Board members	CNMI	1	2%
Executive Officer			



Responses	Jurisdictions	Number of Boards	Percentage of Boards Responding
Operations	AR, CNMI, GU, ID, KS, KY, LA-PN, MA, MD, MO, NC, OK, SC, SD, VI, WA	16	29%
Personnel	AR, CNMI, GU, ID, KS, KY, LA-PN, MO, NV, VI, WA, WV-PN	12	21%
Licensing	AL, AR, AZ, CA-RN, CNMI, CO, DC, GA, GU, HI, IA, ID, KS, KY, LA-PN, LA-RN, MA, MD, ME, MI, MN, MO, MS, NC, ND, NE, NH, NJ, NV, OK, OR, RI, SC, SD, TX, VA, VI, VT, WA, WI, WV-PN, WV-RN	42	75%
Practice	AK, AL, AR, AZ, CA-RN, CA-VN, CNMI, CO, CT, DC, GA, GU, HI, IA, ID, KS, KY, LA-PN, LA-RN, MA, MD, ME, MI, MN, MO, MS, NC, ND, NE, NH, NJ, NV, OK, OR, SC, SD, TN, TX, VI, VT, WA, WI, WV-PN, WV-RN	43	77%
Education	AK, AL, AR, AZ, CA-RN, CNMI, CO, CT, DC, GA, GU, HI, IA, ID, IN, KS, KY, LA-PN, LA-RN, MA, MD, ME, MI, MN, MO, MS, NC, ND, NE, NH, NJ, NV, OK, OR, RI, SC, SD, TN, TX, VA, VI, VT, WA, WI, WV-PN, WV-RN	46	82%
Discipline	AK, AL, AR, AZ, CA-RN, CNMI, CO, CT, DC, GA, GU, HI, IA, ID, IN,		

regular board member meetings were held in the last fiscal year?






*PN BONs and US Territories are not displayed on the map. For detailed information, please see the text responses below.

Responses	Jurisdictions	Number of Boards	Percentage of Boards Responding
No	IL, LA-PN, MI, NY, PA, RI, VI, WI	8	14%
Yes	AK, AL, AR, AZ, CA-RN, CA-VN, CNMI, CO, CT, DC, DE, FL, GA, GU, HI, IA, ID, IN, KS, KY, LA-RN, MA, MD, ME, MN, MO, MS, MT, NC, ND, NE, NH, NJ, NM, NV, OH, OK, OR, SC, SD, TN, TX, VA, VT, WA, WV-PN, WV-RN, WY	48	86%

Board of Nursing?




*PN BONs and US Territories are not displayed on the map. For detailed information, please see the text responses below.

Responses	Jurisdictions	Number of Boards	Percentage of Boards Responding
No	CT, GU, OH	3	5%
Yes	AK, AL, AR, AZ, CA-RN, CA-VN, CNMI, CO, DC, DE, FL, GA, HI, IA, ID, IL, IN, KS, KY, LA-PN, LA-RN, MA, MD, ME, MI, MN, MO, MS, MT, NC, ND, NE, NH, NJ, NM, NV, NY, OK, OR, PA, RI, SC, SD, TN, TX, VA, VI, VT, WA, WI, WV-PN, WV-RN, WY		



Amendments to Nursing Laws/New Practice Guidelines 9.1


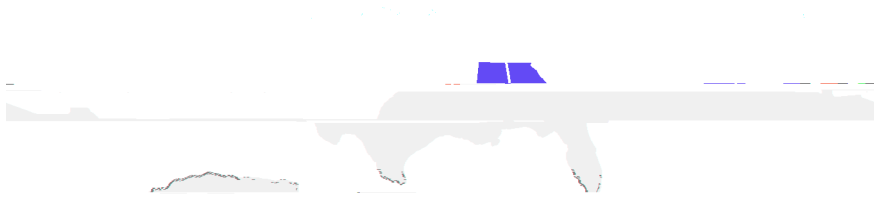

[Back To Table of Contents](#)



*PN BONs and US Territories are not displayed on the map. For detailed information, please see the text responses below.

Responses	Jurisdictions	Number of Boards	Percentage of Boards Responding
No	AL, CNMI, CO, DC, DE, GU, HI, IN, KS, KY, LA-RN, MA, MO, MS, NC, NJ, NM, OH, OR, PA, RI, SC, VA, VI, VT, WI	26	46%
Yes	AK, AR, AZ, CA-RN, CA-VN, CT, FL, GA, IA, ID, IL, LA-PN, MD, ME, MI, MN, MT, ND, NE, NH, NV, NY, OK, SD, TN, TX, WA, WV-PN, WV-RN, WY	30	54%

interpretative guidelines issued during the last year?



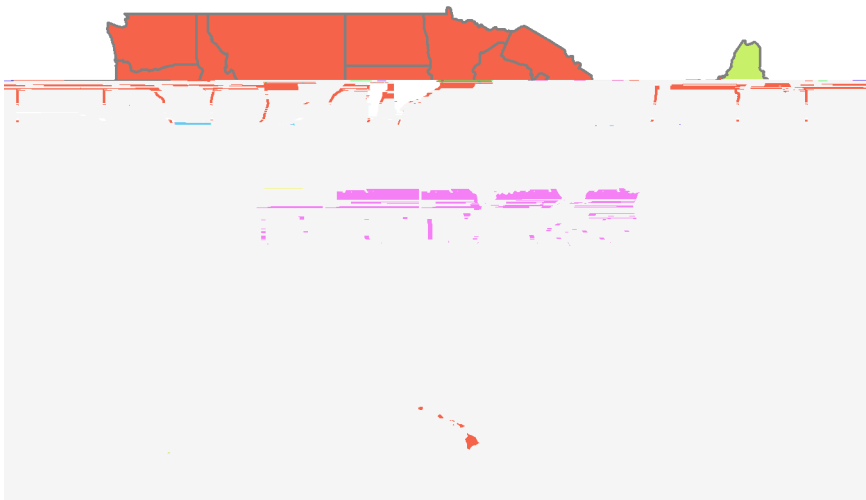
*PN BONs and US Territories are not displayed on the map. For detailed information, please see the text responses below.

Responses	Jurisdictions	Number of Boards	Percentage of Boards Responding
-----------	---------------	------------------	---------------------------------

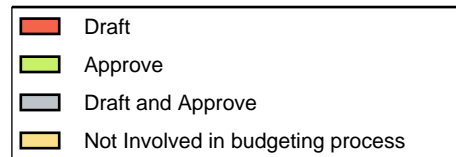
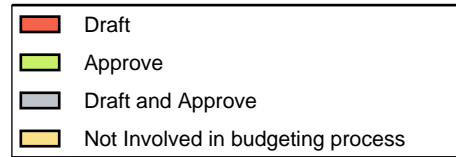
No



	No
	Yes

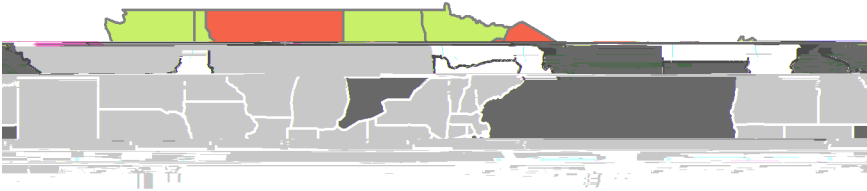


	No
	Yes



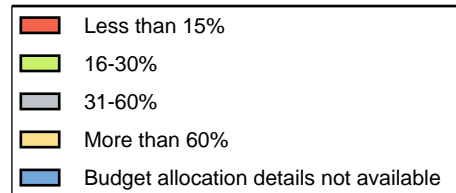
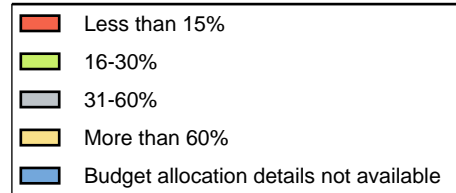

*PN BONs and US Territories are not displayed on the map. For detailed information, please see the text responses below.

Responses	Jurisdictions	Number of Boards	Percentage of Boards Responding
Draft	ID, KS, KY, MD, ME, MO, MT, OH, OR, TX, VA, VI, WA, WY	14	25%
Approve	IA, MN, VT	3	5%
Draft and Approve	AL, AR, AZ, CNMI, GU, LA-PN, LA-RN, MS, NC, ND, NM, NV, OK, PA, SD, WV-PN, WV-RN	17	30%



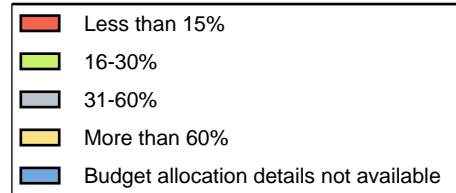

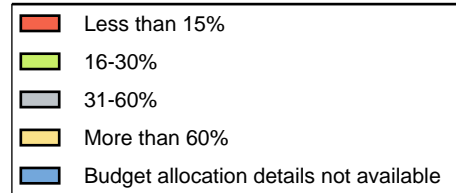
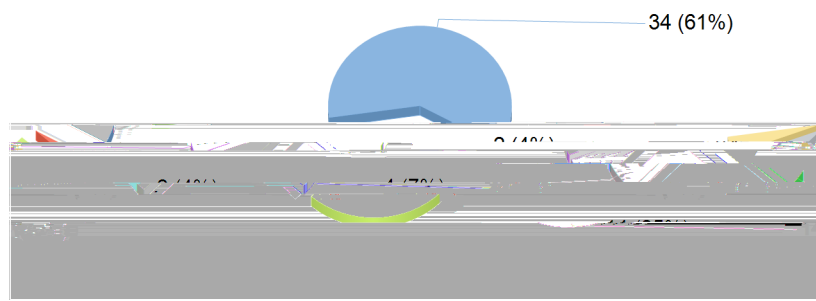
*PN BONs and US Territories are not displayed on the map. For detailed information, please see the text responses below.

Responses	Jurisdictions	Number of Boards	Percentage of Boards Responding
No	AK, CNMI, CT, DC, GA, IL, IN, MI, MT, NH, NY, OK, PA, SC, SD, VA, WI	17	30%
Yes	AL, AR, AZ, CA-RN, CA-VN, CO, DE, FL, GU, HI, IA, ID, KS, KY, LA-PN, LA-RN, MA, MD, ME, MN, MO, MS, NC, ND, NE, NJ, NM, NV, OH, OR, RI, TN, TX, VI, VT, WA, WV-PN, WV-RN, WY	39	70%



*PN BONs and US Territories are not displayed on the map. For detailed information, please see the text responses below.

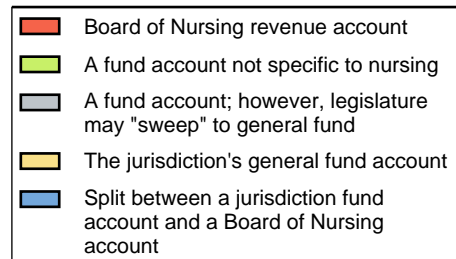
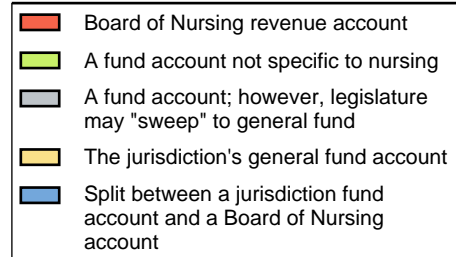

Responses	Jurisdictions	Number of Boards	Percentage of Boards Responding
Less than 15%	AL, GU, NH	3	5%
16-30%	AR, LA-PN, LA-RN, ND, NM, VA, WY	7	12%
31-60%	AZ, FL, HI, KS, MN, NC, OK, OR, SD, TN, TX, WV-RN	12	21%
More than 60%	CA-RN, NV	2	4%
Budget allocation details not available	AK, CA-VN, CNMI, CO, CT, DC, DE, GA, IA, ID, IL, IN, KY, MA, MD, ME, MI, MO, MS, MT, NE, NJ, NY, OH, PA, RI, SC, VI, VT, WA, WI, WV-PN	32	57%



*PN BONs and US Territories are not displayed on the map. For detailed information, please see the text responses below.

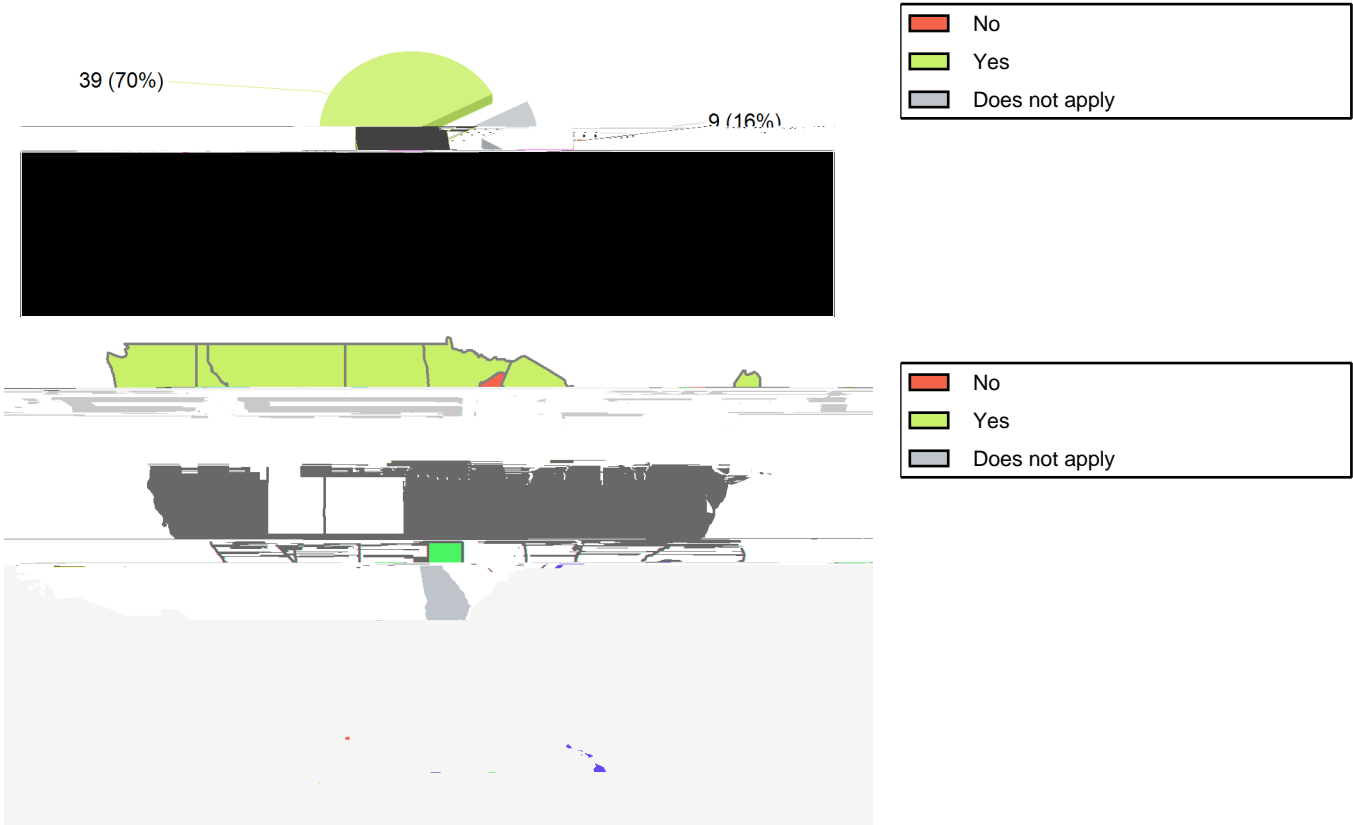
Responses	Jurisdictions	Number of Boards	Percentage of Boards Responding
Less than 15%	GU, KS	2	4%
16-30%	AR, AZ, CA-RN, FL, LA-RN, MN, NC, ND, NV, OR, TN, VA, WV-RN, WY	14	25%
31-60%	HI, NM, SD, TX	4	7%
More than 60%	AL, NH	2	4%
Budget allocation details not available	AK, CA-VN, CNMI, CO, CT, DC, DE, GA, IA, ID, IL, IN, KY, LA-PN, MA, MD, ME, MI, MO, MS, MT, NE, NJ, NY, OH, OK, PA, RI, SC, VI, VT, WA, WI, WV-PN	34	61%

fees, etc.)?



*PN BONs and US Territories are not displayed on the map. For detailed information, please see the text responses below.




Responses	Jurisdictions	Number of Boards	Percentage of Boards Responding
Board of Nursing revenue account	AK, AL, CA-RN, CA-VN, CNMI, IA, ID, KS, LA-RN, ME, MI, MN, MO, MT, NC, ND, NJ, NV, PA, SD, VA, VI, VT, WA	24	43%
A fund account not specific to nursing			



*PN BONs and US Territories are not displayed on the map. For detailed information, please see the text responses below.

Responses	Jurisdictions	Number of Boards	Percentage of Boards Responding
No	CO, CT, DE, HI, MA, SC, TX, WI	8	14%
Yes	AK, AL, AR, AZ, CA-RN, CA-VN, CNMI, FL, GU, IA, ID, IN, KS, KY, LA-PN, LA-RN, MD, ME, MI, MN, MO, MS, MT, NC, ND, NJ, NM, NV, OK, OR, PA, SD, TN, VA, VI, WA, WV-PN, WV-RN, WY	39	70%
Does not apply	DC, GA, IL, NE, NH, NY, OH, RI, VT	9	16%


only)?



*PN BONs and US Territories are not displayed on the map. For detailed information, please see the text responses below.

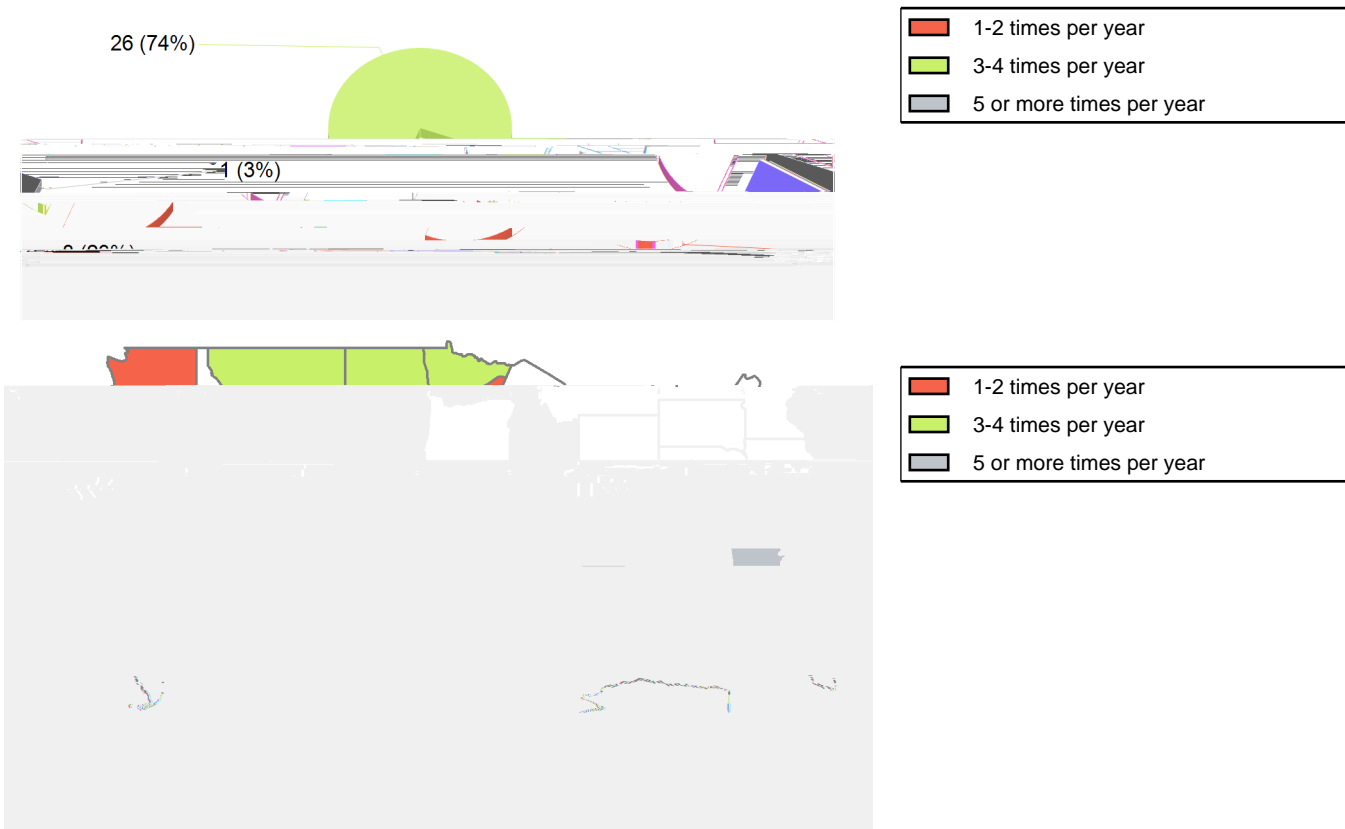
Responses	Jurisdictions	Number of Boards	Percentage of Boards Responding
No	CNMI, CT, DC, DE, GA, GU, IL, IN, MA, MI, NE, NY, RI, VI, WI	15	27%
Yes	AK, AL, AR, AZ, CA-RN, CA-VN, CO, FL, HI, IA, ID, KS, KY, LA-PN, LA-RN, MD, ME, MN, MO, MS, MT, NC, ND, NH, NJ, NM, NV, OH, OK, OR, PA, SC, SD, TN, TX, VA, VT, WA, WV-PN, WV-RN, WY	41	73%

[Back To Table of Contents](#)



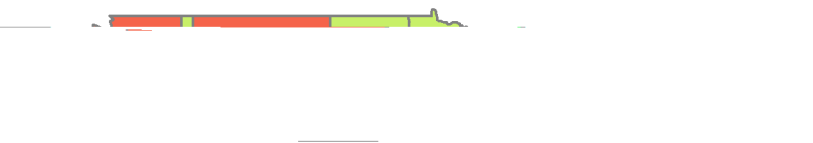


*PN BONs and US Territories are not displayed on the map. For detailed information, please see the text responses below.

Responses	Jurisdictions	Number of Boards	Percentage of Boards Responding
No	AK, CA-VN, CNMI, CO, CT, DE, GU, HI, ID, IL, LA-PN, MD, ME, MI, NH, NJ, NY, RI, VA, VI, VT	21	38%
Yes	AL, AR, AZ, CA-RN, DC, FL, GA, IA, IN, KS, KY, LA-RN, MA, MN, MO, MS, MT, NC, ND, NE, NM, NV, OH, OK, OR, PA, SC, SD, TN, TX, WA, WI, WV-PN, WV-RN, WY	35	62%



*PN BONs and US Territories are not displayed on the map. For detailed information, please see the text responses below.

Responses	Jurisdictions	Number of Boards	Percentage of Boards Responding
1-2 times per year	CA-RN, DC, MA, PA, TN, WA, WI, WV-PN	8	23%
3-4 times per year	AL, AZ, FL, GA, IA, IN, KS, KY, LA-RN, MN, MO, MS, MT, NC, ND, NE, NM, NV, OH, OK, OR, SC, SD, TX, WV-RN, WY	26	74%
5 or more times per year	AR	1	3%



*PN BONs and US Territories are not displayed on the map. For detailed information, please see the text responses below.

Responses	Jurisdictions	Number of Boards	Percentage of Boards Responding
No	AZ, CNMI, CO, CT, DC, DE, GU, HI, IL, IN, MI, MT, NE, NH, NY, PA, RI, SD, TX, VI, WA, WI	22	39%
Yes	AK, AL, AR, CA-RN, CA-VN, FL, GA, IA, ID, KS, KY, LA-PN, LA-RN, MA, MD, ME, MN, MO, MS, NC, ND, NJ, NM, NV, OH, OK, OR, SC, TN, VA, VT, WV-PN, WV-RN, WY	34	61%

