

57 Jurisdictions Included in the report:

Table of Contents

[1 . Terminology](#)





Member Board Profile Terminology

The following terms are used throughout all profiles:

Board of Nursing

Includes any other terminology to refer to the regulatory authority (i.e. commission, examiners, registration,

Officer and Staff

Jurisdiction:

generally to the board of nursing in a particular jurisdiction

Board Staff:

Executive Officer:

to that authorized person (i.e. Executive Director

Board Member:

Practical Nurse or PN:

Role:

Title:


Approval:

purposes of this document the term used will be approval

Agency Type:




Responses	Jurisdictions	Number of Boaf3 9
-----------	---------------	-------------------

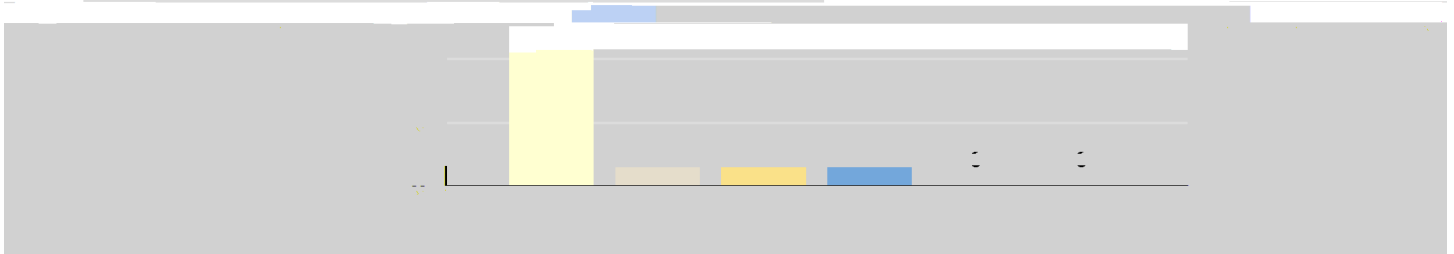



Responses

Jurisdictions



Responses	Jurisdictions	Number of Boards	Responses
-----------	---------------	------------------	-----------



Responses	Jurisdictions	Number of Boards	Percentage of Boards Responding
Board of Nursing	AK, AL, AR, AZ, CA-RN, CNMI, CO, CT, DC, DE, FL, GA, GU, HI, IA, ID, IL, IN, KS, KY, LA-RN, MA, MD, ME, MI, MN, MO, MS, MT, NC, ND, NE-APRN, NH, NJ, NM, NV, OH, OK, OR, PA, RI, SC, SD, TN, TX, UT, VA, VI, VT, WA, WI, WV-RN, WY	53	98%
Board of Medicine/Medical Examiners	AL, NC, VA	3	6%
Board of Pharmacy		0	0%
Advanced Practice Nursing Board	NE, NE-APRN, RI	3	6%
Department/Board of Health	CT, FL, MI	3	6%
Umbrella Board or			



Licensure/Recognition/Endorsement of Advanced Practice Roles 4.1

[Back To Table of Contents](#)

apply)


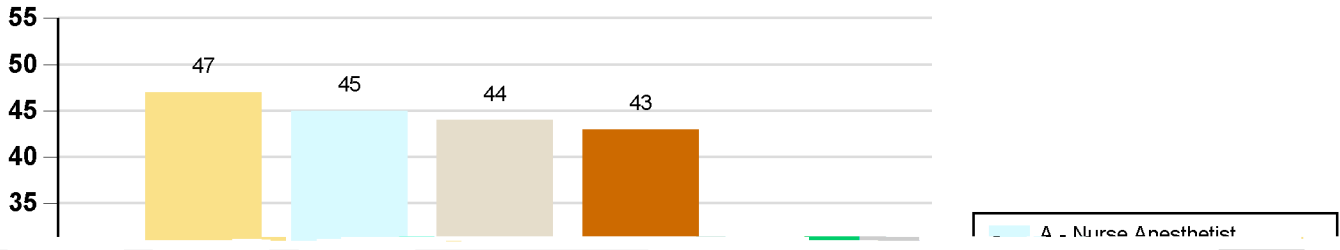


Responses	Jurisdictions	Number of Boards	Percentage of Boards Responding
Nurse Anesthetist	AK, AL, AR, AZ, CA-RN, CNMI, CO, CT, DC, DE, FL, GA, GU, HI, IA, ID, IL, KS, KY, LA-RN, MA, MD, ME, MI, MN, MO, MS, MT, NC, ND, NE, NE-APRN, NH, NJ, NM, NV, OH, OK, OR, RI, SD, TN, TX, UT, VA, VI, VT, WA, WV-RN, WY	50	93%
Nurse Midwife	AK, AL, AR, AZ, CA-RN, CNMI, CO, CT, DC, DE, FL, GA, GU, HI, IA, ID, IL, IN, KS, KY, LA-RN, MA, MD, ME, MI, MN, MO, MS, MT, NC, ND, NE, NE-APRN, NH, NV, OH, OK, RI, SC, SD, TN, TX, UT, VA, VI, VT, WA, WI, WV-RN, WY	50	93%
Clinical Nurse Specialist	AK, AL, AR, AZ, CA-RN, CNMI, CO, DC, DE, FL, GA, GU, HI, IA, ID, IL, IN, KS, KY, LA-RN, MA, MD, ME, MI, MN, MO, MT, NC, ND, NE, NE-APRN, NH, NJ, NM, NV, OH, OK, OR, RI, SC, SD, TN, TX, UT, VA, VI, VT, WA, WV-RN, WY	50	93%
Nurse Practitioner	AK, AL, AR, AZ, CA-RN, CNMI, CO, CT, DC, DE, FL, GA, GU, HI, IA, ID, IL, IN, KS, KY, LA-RN, MA, MD, ME, MI, MN, MO, MS, MT, NC, ND, NE, NE-APRN, NH, NJ, NM, NV, OH, OK, OR, PA, RI, SC, SD, TN, TX, UT, VA, VI, VT, WA, WV-RN, WY	53	98%



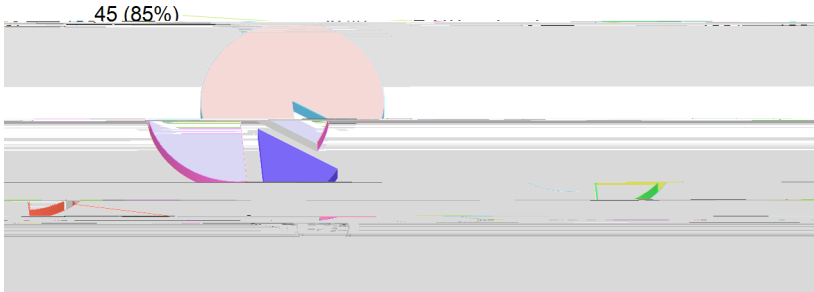
Licensure/Recognition/Endorsement of Advanced Practice Roles 4.2

that apply)



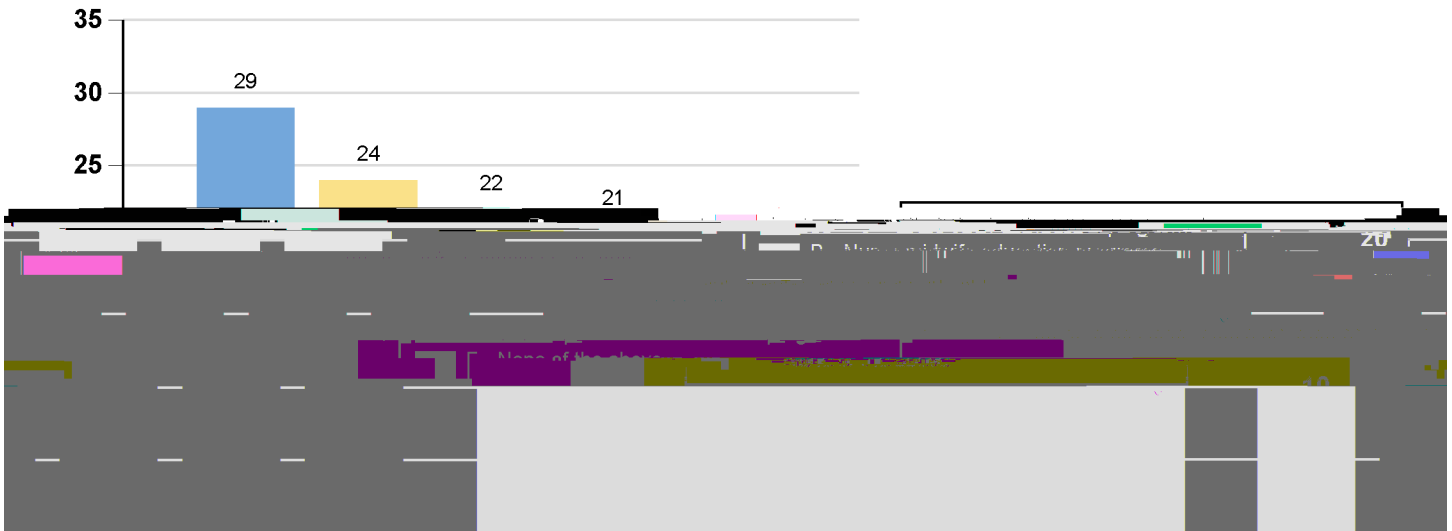
Responses	Jurisdictions	Number of Boards	Percentage of Boards Responding
Nurse Anesthetist	AK, AL, AR, AZ, CA-RN, CNMI, CO, CT, DC, DE, GU, HI, IA, IL, KS, KY, LA-RN, MA, MD, ME, MI, MO, MS, MT, NC, ND, NE, NJ, NM, NV, OH, OK, OR, RI, SC, SD, TN, TX, UT, VA, VI, VT, WA, WV-RN, WY	45	83%
Nurse Midwife	AK, AL, AR, AZ, CA-RN, CNMI, CO, CT, DC, DE, GU, HI, IA, IL, IN, KS, KY, LA-RN, MA, MD, ME, MI, MO, MS, MT, NC, ND, NE, NV, OH, OK, RI, SC, SD, TN, TX, UT, VA, VI, VT, WA, WI, WV-RN, WY	44	81%
Clinical Nurse Specialist	AK, AL, AR, AZ, CA-RN, CNMI, CO, DC, DE, GU, HI, IA, IL, IN, KS, KY, LA-RN, MA, MD, ME, MI, MO, MT, NC, ND, NE, NJ, NM, NV, OH, OK, OR, RI, SC, SD, TN, TX, UT, VI, VT, WA, WV-RN, WY	43	80%
Nurse Practitioner	AK, AL, AR, AZ, CA-RN, CNMI, CO, CT, DC, DE, GU, HI, IA, IL, IN, KS, KY, LA-RN, MA, MD, ME, MI, MO, MS, MT, NC, ND, NE, NJ, NM, NV, OH, OK, OR, PA, RI, SC, SD, TN, TX, UT, VA, VI, VT, WA, WV-RN, WY	47	87%
None of the above	FL, GA, ID, MN, NE-APRN, NH	6	11%

apply)




[Back To Table of Contents](#)


that apply)



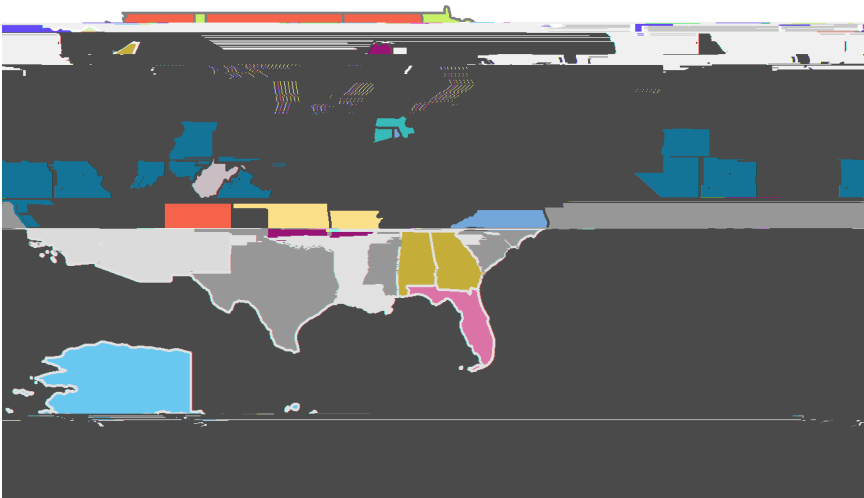
Responses	Jurisdictions	Number of Boards	Percentage of Boards Responding
Nurse anesthetist education programs	AK, AL, CNMI, DC, GU, HI, IA, ID, KS, KY, LA-RN, MN, ND, OK, OR, TN, VT, WA, WY	19	36%
Nurse midwife education programs	AK, AL, AZ, CA-RN, CNMI, DC, GU, HI, IA, ID, KS, KY, LA-RN, MN, ND, OK, OR, SD, TN, VT, WA, WY	22	42%
Clinical nurse specialist education programs	AK, AL, AZ, CNMI, DC, GU, HI, IA, ID, KS, KY, LA-RN, MN, ND, OK, OR, PA, TN, VT, WA, WY	21	40%
Nurse practitioner education programs	AK, AL, AZ, CA-RN, CNMI, DC, GU, HI, IA, ID, KS, KY, LA-RN, MD, MN, ND, OK, OR, PA, SD, TN, VT, WA, WY	24	45%
None of the above	AR, CO, CT, DE, FL, GA, IL, IN, MA, ME, MI, MO, MS, MT, NC, NE, NH, NJ, NM, NV, OH, RI, SC, TX, UT, VA, VI, WI, WV-RN	29	55%



Responses	Jurisdictions	Number
-----------	---------------	--------



- Independent without restrictions
- Independent, but restricted to area of practice
- Restricted to formulary
- Restricted to formulary with physician supervision
- Restricted to protocol
- Restricted to practice agreement with, or delegation by, physician
- Restricted to practice agreement with, or delegation by, physician for a finite period of time
- Independent when privileged & credentialed by a facility, restricted to practice agreement with physician in other settings
- No authority to prescribe



- Independent without restrictions
- Independent, but restricted to area of practice
- Restricted to formulary
- Restricted to formulary with physician supervision
- Restricted to protocol
- Restricted to practice agreement with, or delegation by, physician
- Restricted to practice agreement with, or delegation by, physician for a finite period of time
- Independent when privileged & credentialed by a facility, restricted to practice agreement with physician in other settings
- No authority to prescribe

*PN BONs and US Territories are not displayed on the map. For detailed information, please see the text responses below.

Responses

Jurisdictions




Prescriptive Authority 9.2

Restricted to practice agreement with, or delegation by, physician	MI, MS, NJ, NV, SC, TN, TX	7	13%
Restricted to practice agreement with, or delegation by, physician for a finite period of time	CT, MA	2	4%
Independent when privileged & credentialed by a facility, restricted to practice agreement with physician in other settings	CA-RN, IL, MD, ME	4	8%
No authority to prescribe	AL, GA, IN, KS, MO, OH, PA, SD, UT, VA, VI, WI	12	23%



- Independent without restrictions
- Independent, but restricted to area of practice
- Restricted to formulary
- Restricted to formulary with physician supervision
- Restricted to protocol
- Restricted to practice agreement with, or delegation by, physician
- Restricted to practice agreement with, or delegation by, physician for a finite period of time
- Independent when privileged & credentialed by a facility, restricted to practice agreement with physician in other settings
- No authority to prescribe

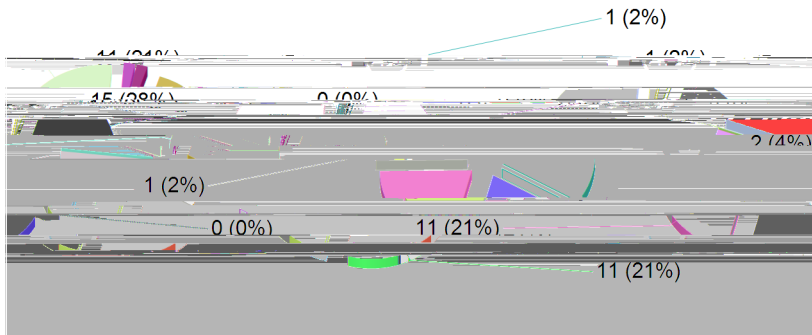


- Independent without restrictions
- Independent, but restricted to area of practice
- Restricted to formulary
- Restricted to formulary with physician supervision
- Restricted to protocol
- Restricted to practice agreement with, or delegation by, physician
- Restricted to practice agreement with, or delegation by, physician for a finite period of time
- Independent when privileged & credentialed by a facility, restricted to practice agreement with physician in other settings
- No authority to prescribe


*PN BONs and US Territories are not displayed on the map. For detailed information, please see the text responses below.

Responses	Jurisdictions	Number of Boards	Percentage of Boards
-----------	---------------	------------------	----------------------

Restricted to practice
agreement with, or
delegation by,
physician for a finite
period of time



- Independent without restrictions
- Independent, but restricted to area of practice
- Restricted to formulary
- Restricted to formulary with physician supervision
- Restricted to protocol
- Restricted to practice agreement with, or delegation by, physician
- Restricted to practice agreement with, or delegation by, physician for a finite period of time
- Independent when privileged & credentialed by a facility, restricted to practice agreement with physician in other settings
- No authority to prescribe
- Not all CNS have prescriptive authority; those that do are restricted to a prescriptive practice agreement with a physician



- Independent without restrictions
- Independent, but restricted to area of practice
- Restricted to formulary
- Restricted to formulary with physician supervision
- Restricted to protocol
- Restricted to practice agreement with, or delegation by, physician
- Restricted to practice agreement with, or delegation by, physician for a finite period of time
- Independent when privileged & credentialed by a facility, restricted to practice agreement with physician in other settings
- No authority to prescribe
- Not all CNS have prescriptive authority; those that do are restricted to a prescriptive practice agreement with a physician

*PN BONs and US Territories are not displayed on the map. For detailed information, please see the text responses below.

Responses	Jurisdictions	Number of Boards	Percentage of Boards Responding
Independent without restrictions	DC, ID, MT, ND, NH, NM, OR, UT, VT, WA, WY	11	21%
Independent, but restricted to area of practice	AK, CNMI, CO, DE, GU, HI, IA, KY, MN, NV, RI	11	21%
Restricted to formulary	WV-RN	1	2%



Prescriptive Authority 9.6

Restricted to formulary with physician supervision	MA, OK	2	4%
Restricted to protocol		0	0%
Restricted to practice agreement with, or delegation by, physician	AR, GA, IN, KS, LA-RN, MI, MO, NJ, OH, SC, TN	11	21%
Restricted to practice agreement with, or delegation by, physician for a finite period of time	TX	1	2%
Independent when privileged & credentialed by a facility, restricted to practice agreement with physician in other settings	IL	1	2%
No authority to prescribe	AL, AZ, CA-RN, CT, FL, MD, ME, MS, NC, NE, PA, SD, VA, VI, WI	15	28%
Not all CNS have prescriptive authority; those that do are restricted to a prescriptive practice agreement with a physician		0	0%

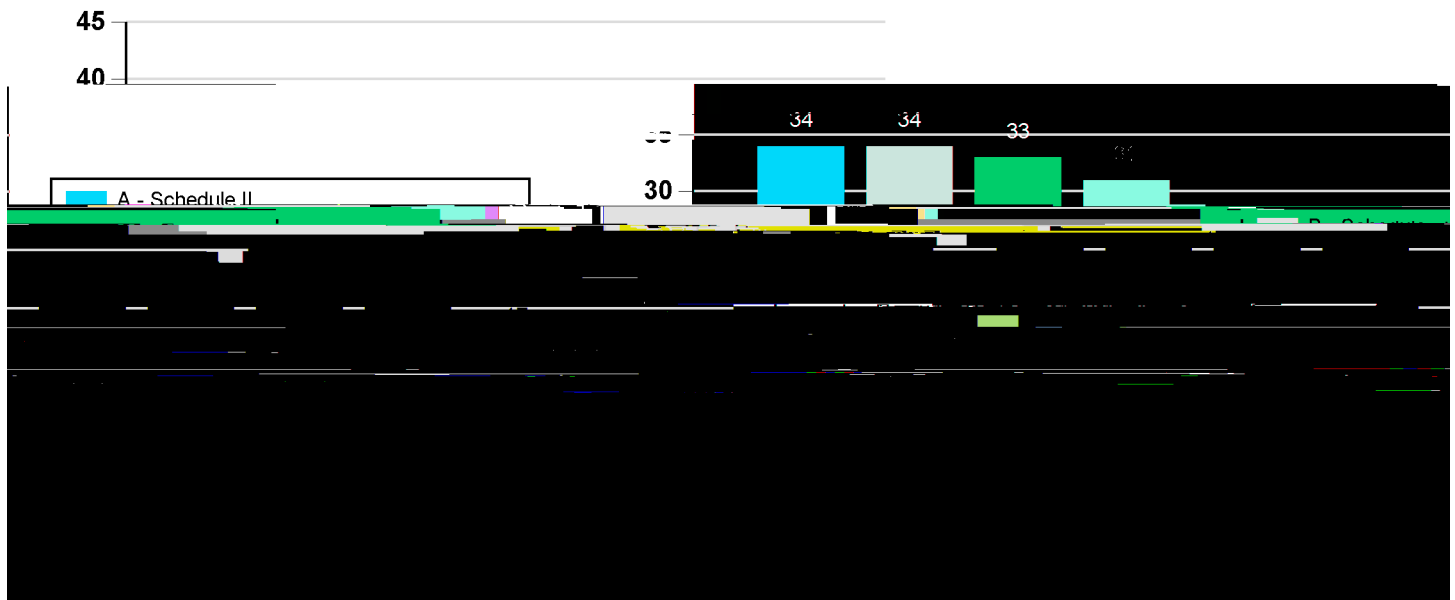


- Independent without restrictions
- Independent, but restricted to area of practice
- Restricted to formulary
- Restricted to formulary with physician supervision
- Restricted to protocol
- Restricted to practice agreement with, or delegation, by physician
- Restricted to practice agreement with, or delegation by, physician for a finite period of time
- Independent when privileged & credentialed by a facility, restricted to practice agreement with physician in other settings
-

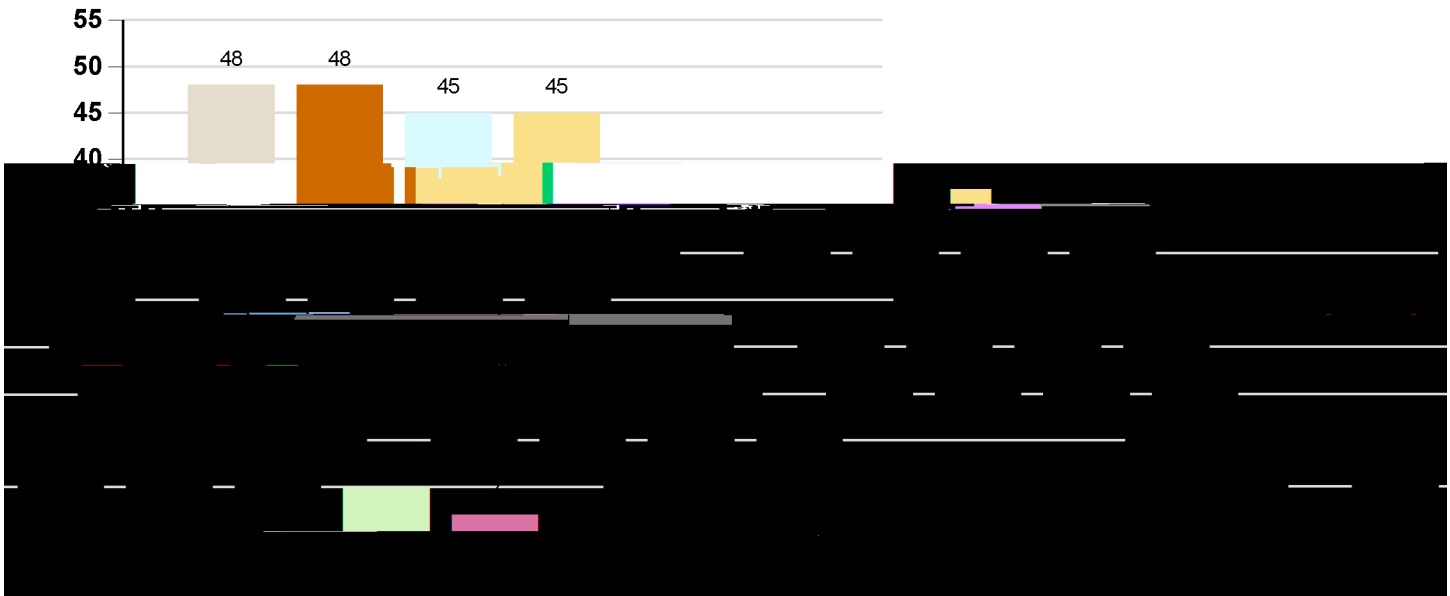


Prescriptive Authority 9.8

Restricted to practice agreement with, or delegation by, physician for a finite period of time	CT, TX	2	4%
Independent when privileged & credentialed by a facility, restricted to practice agreement with physician in other settings	IL, MD	2	4%
No authority to prescribe	WI	1	2%



Responses	Jurisdictions	Number of Boards	Percentage of Boards Responding
Schedule II	AK, AR, AZ, CNMI, CO, CT, DC, DE, FL, GU, HI, IA, ID, IL, KY, LA-RN, MA, MN, MT, NC, ND, NE, NH, NJ, NM, NV, OK, OR, TN, TX, UT, VT, WA, WY	34	64%
Schedule III	AK, AR, CNMI, CO, CT, DC, DE, FL, HI, IA, ID, IL, KY, LA-RN, MA, MN, MT, NC, ND, NE, NH, NJ, NM, NV, OK, OR, PA, TN, TX, UT, VT, WA, WV-RN, WY	34	64%
Schedule IV	AK, AR, CNMI, CO, CT, DC, DE, FL, HI, IA, ID, IL, KY, LA-RN, MA, MN, MT, NC, ND, NE, NH, NJ, NM, NV, OK, OR, TN, TX, UT, VT, WA, WV-RN, WY	33	62%
Schedule V	AK, AR, CNMI, CO, CT, DC, DE, IA, ID, IL, KY, LA-RN, MA, MN, MT, NC, ND, NE, NH, NJ, NM, NV, OK, OR, TN, TX, UT, VT, WA, WV-RN, WY	31	58%
No authority for controlled substance prescribing	AL, CA-RN, GA, GU, IN, KS, MI, MO, MS, OH, PA, RI, SC, SD, VA, VI, WI	17	32%
Limited authority within 1 or more schedules	MD, ME, TX, UT	4	8%



Responses	Jurisdictions	Number of Boards	Percentage of Boards Responding
Schedule II	AK, AR, AZ, CA-RN, CNMI, CO, CT, DC, DE, FL, GU, HI, IA, ID, IL, KS, KY, LA-RN, MA, MD, ME, MI, MN, MO, MS, MT, NC, ND, NE, NH, NJ, NM, NV, OH, OR, PA, RI, SD, TX, UT, VA, VI, VT, WA, WY	45	85%
Schedule III	AK, AR, AZ, CA-RN, CNMI, CO, CT, DC, DE, FL, GA, HI, IA, ID, IL, KS, KY, LA-RN, MA, MD, ME, MI, MN, MO, MS, MT, NC, ND, NE, NH, NJ, NM, NV, OH, OK, OR, PA, RI, SC, TN, TX, UT, VA, VI, VT, WA, WV-RN, WY	48	91%
Schedule IV	AK, AR, AZ, CA-RN, CNMI, CO, CT, DC, DE, FL, GA, HI, IA, ID, IL, KS, KY, LA-RN, MA, MD, ME, MI, MN, MO, MS, MT, NC, ND, NE, NH, NJ, NM, NV, OH, OK, OR, PA, RI, SC, TN, TX, UT, VA, VI, VT, WA, WV-RN, WY	48	91%
Schedule V	AK, AR, AZ, CA-RN, CNMI, CO, CT, DC, DE, GA, IA, ID, IL, KS, KY LA-RN, MA, MD, ME, MI, MN, MO, MS, MT, NC, ND, NE, NH, NJ, NM, NV, OH, OK, OR, RI, SC, TN, TX, UT, VA, VI, VT, WA, WV-RN WY	45	85%
No authority for controlled substance prescribing	AL, WI	2	4%
Limited authority within 1 or more schedules	IN, MO, PA, TX, UT	5	9%

[Back To Table of Contents](#)

[Back To Table of Contents](#)



Responses	Jurisdictions	Number of Boards	Percentage of Boards Responding
	A	40	80%
	B	10	20%
	D	10	20%
	F	10	20%
	C	10	20%

Continuing education, beyond that required for the basic RN license